

Families for Literacy Program Newsletter

March, 2017

Tutors: please go over this newsletter (whatever is appropriate) with your adult student and encourage him/her to visit the Story Times with their children, it's a lot of fun!

At Redbud Library, 14785 Burns Valley Rd. Clearlake, **Thursday, 11:00 am.**


At Middletown Library: 21256 Washington Street, Middletown, **Tuesdays, 11:30 am.**

At Lakeport Library, 1425 N. High St. Lakeport, **Fridays, 10:15 am and 2:30 pm**

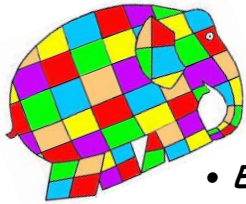


Wasn't the **Milk Bottle Stained Glass Effect Valentine Heart**

from the last Newsletter lovely? How about making an **Elmer the elephant** with the same technique? A great craft for kids to go along with a much loved story book which can be used as a story prop or puppet too. If you don't already know Elmer and his beautiful patchwork design, you'll be in for a treat when you discover this book with your little ones!



There are lots of Elmer books to check out at the library, like:




- **Elmer**, by David McKee: All the elephants of the jungle are gray except Elmer, who is a patchwork of brilliant colors until the day he gets tired of being different and making the other elephants laugh.

- **Elmer and the flood**: After days of being in a cave with the rest of his herd due to torrential rains, Elmer the patchwork elephant is ready for some time alone, but first he must get help to rescue Young Elephant from an island formed by flood waters.

- **Elmer and the rainbow**: Elmer the elephant enlists his animal friends to help him find the end of a strange, colorless rainbow so that he can share some of his patchwork colors and make it right.

- **Elmer and the monster**: There is turmoil in the jungle. A strange roaring sounds sends the animals stampeding, convinced it's a monster. But all is not as it seems. Only Elmer the patchwork elephant is brave enough to investigate, and what he discovers comes as quite a surprise.

- **Elmer and the race**: The young elephants want to race to prove who is fastest, but sometimes winning isn't about coming first.



Materials needed for this milk jug Elmer elephant

1 (or more) empty and clean milk jug containers

scissors

brightly colored tissue paper cut into equal size and shape squares

PVA/ white glue and brushes


white card

black pen

Instructions:

Stand the milk jug up and cut into it just below the handle. This will form the elephant's trunk. Then cut off the entire bottom half of the jug and cut four legs into it, as well as a little tail. Now the real fun begins:





Read an Elmer book and look at the pictures, then set out tissue paper and glue. Talk about the squares needing to touch each other all of the way around the body, and that there should be no gaps.

You can help by starting off in a straight line: brush some glue on the body and stick the first squares there. Then let your little artist continue. Where some of the colors overlap they will occasionally blend into each other, but this looks lovely.

Once everything is covered add another wash of glue over the top to make it dry hard and shiny.



Credit to theimaginationtree.com



This is a great time for the Elmer Song!

The Elmer Song (tune: Bingo)

There was a patchwork elephant
And Elmer was his name, oh
Pink, green, yellow, blue
Black, red, purple too
White and brown and orange too
And Elmer was his name, oh!

Finally add ears and eyes:

For the ears cut equal sized pieces of white card into semi circles, with a tab at the bottom so they could bend, and glue onto the body. Stick the colors onto the ears before attaching them, and trim around the edges if necessary.

The eyes are simply white circles cut from card, with black pupils drawn with Sharpie markers. All done and looking oh-so-adorable!

It would be fun to make some of the other elephants from the story, both in their usual grey color and in their decorations from the Elmer's day parade! Kids could make up their own designs and be as inventive as they can.

So much to learn while having fun doing this craft:

Literacy: using props and puppets for story-telling, bringing story characters to life through games and retelling

Maths: making a patchwork using repeating squares

Creativity: junk model making, sculptural art, overlapping, layering

Physical: fine motor skills and coordination, working on a vertical plane

One elephant went out to play

One elephant went out to play
Upon a spider's web one day.
He had such enormous fun,
He called for another elephant to come...
"Oh, ELEPHANT!"

Two elephants...

Three elephants...


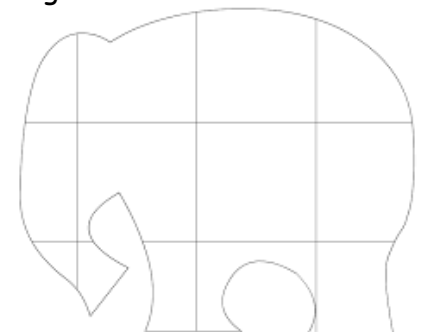
Four elephants...

Five elephants went out to play

Upon a spider's web one day.

The web went creak, the web went crack.
And all of the elephants went KERSPLAT!

<https://www.youtube.com/watch?v=4BjU5DJ5RM4>



Elephant's Trunk

The elephant has a trunk for a nose (bend at waist, hold arms down like trunk)

And up and down is the way it goes (sway arms)

He wears such a saggy, baggy hide (sway arms)

Do you think two elephants could fit inside? (shrug)

