


Families for Literacy Program Newsletter

February, 2017

Tutors: please go over this newsletter (whatever is appropriate) with your adult student and encourage him/her to visit the Story Times with their children, it's a lot of fun!



At Redbud Library, 14785 Burns Valley Rd. Clearlake, **Thursday, 11:00 am.**

At Middletown Library: 21256 Washington Street, Middletown, **Tuesdays, 11:30 am.**

At Lakeport Library, 1425 N. High St. Lakeport, **Fridays, 10:15 am and 2:30 pm**

Valentine's Day



If you love it and you know it (Sung to If you're happy and...)

If you love me and you know it, clap your hands.

If you love me and you know it, clap your hands.

If you love me and you know it,

Then your face will surely show it.

If you love me and you know it, clap your hands.

Other Verses: Give me a hug.... Say "I Love you"...

Blow me a kiss... *Can you come up with more verses?*

Make a Heart

(Act out the song with your hands)

I part my hands together,

this is how I start;

I curve my fingers right around

and I can make a Heart!



◇ How To Make A Milk Bottle Stained Glass Effect Valentine Heart

The translucent nature of **plastic milk jugs** make them perfect for creating these *colourful stained glass effect hearts* →

When hung at a window the light shines through them, illuminating the colours. So quick and simple to do, children will love that they've created something so beautiful, so easily.

It is special to make something beautiful using something you were going to throw away. This way **recycled crafts help children understand the need to care for the world and look after the environment** and it makes a perfect **Valentine's Day, Mother's Day** or a birthday gift.



What you need:

One gallon plastic milk bottle

Scissors

Hole Puncher

Glue Stick

Tissue paper in various colours

Ribbon or thread for hanging



What you do:

Cut out the large flat side of the milk bottle with scissors or a box cutter.

Draw on your heart shape and cut it out.

Use the hole punch to cut a hole for threading.



Now it is time for your little one to tear the tissue paper into little pieces, cover one side of the heart thickly with glue, and stick on the tissue paper and set aside to dry (help only if needed).

Once fully dry trim around the edges.
Thread with ribbon and hang in the window.

Why not let the children come up with their own shape ideas and **experiment with different coverings**, perhaps paint or felt tips, fabric or buttons?

And how about **Milk Jug Elmer**? Stay tuned for this one! →




Oh My Darling Valentine (Sung to: 'Oh My Darling Clementine')
Oh my darling, oh my darling, oh my darling Valentine,
How I love you, how I miss you, oh my darling Valentine
Come to me please, be with me please, oh my darling
Valentine, I love you so!

Valentine Valentine (a silly chant)
Valentine Valentine, Gushy Gushy Gooooooooooooo
Valentine Valentine, always saying I love y...o....u!

You are my Valentine
(Sung to: You are my sunshine)
You are my Valentine, my special Valentine,
And I love you, yes I do.
You are my Valentine, my Special Valentine,
Please say you love me, too!

Do You Know My Valentine?
(Sung to: 'The Muffin Man')
Do you know my Valentine,
my Valentine, my Valentine?
Do you know my Valentine?
His/her name is (Child's name)




◇ Check out Valentine books available at your library,
find a cozy spot, cuddle and read to your little one: that is Valentine in action!

Toddlers:


Love from the very hungry caterpillar! Eric Carle:

The very hungry caterpillar displays its love for the reader as the cherry on a cake, the apple of an eye, and the bee's knees.



Llama Llama I love you!:

Little Llama shows his friends and family how much he loves them with heart-shaped cards and lots of hugs. What could be sweeter than Llama Llama on Valentine's Day?





Ages 3-8

Roses are pink, your feet really stink really stink! Diane De Groat

On Valentine's Day, Gilbert brings a tin of homemade cookies and his original nice or nasty poems to school.

Pete the cat. Valentine's Day is cool! Kim and James Dean

Pete the Cat thinks Valentine's Day isn't cool-- until he realizes how many special cats there are in his life!



Fancy Nancy: Heart to heart! Jane O'Connor

Mystery is in the air when Nancy receives a valentine from a secret someone.



Tina Woelbling-Hamner, Families for Literacy, 263-7633